


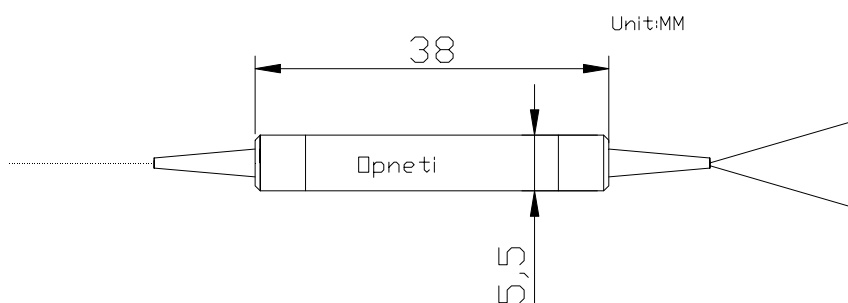
## Isolator+ WDM Hybrid Device (IWDM)

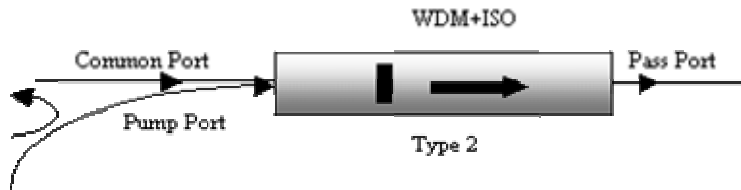

<b>Features</b>	
Wide Operating Wavelength Low IL & PDL & High Isolation High Stability and Reliability	
<b>Application</b>	
Fiber Amplifier Fiber optic Instrument	

### Specifications

Parameter \ Type	1480/1550		980/1550	
	Single Stage	Dual Stage	Single Stage	Dual Stage
Isolation Stage	Single Stage	Dual Stage	Single Stage	Dual Stage
Isolation (dB)	≥21	≥36	≥21	≥36
Insertion loss (Signal) (dB)	≤0.9	≤1.0	≤0.9	≤1.0
PMD (ps)	≤0.25	≤0.05	≤0.25	≤0.05
Signal wavelength range (nm)	1528~1565(C-band)		1528~1565(C-band)	
Pump wavelength range (nm)	1450~1490		965~995	
Insertion loss (Pump) (dB)	≤0.5		≤0.6	
Transmitted Isolation (Pump) (dB)	≥30		≥30	
Reflected Isolation (Signal) (dB)	≥15		≥15	
PDL (dB)	≤0.10			
WDL (dB)	≤0.3			
Directivity (dB)	≥55			
Return loss (dB)	≥50			
Thermal stability (dB/ )	≤0.005			
Power handling (mW)	≤500			
Operating temperature ( )	0 ~ +70			
Storage temperature ( )	-40 ~ +85			
Package dimension (mm)	Φ5.5 × L38			
Fiber Type:( Common / Pump)	SMF-28e		Hi1060	
Fiber Type (Signal)	SMF-28			

### Package Dimensions





**Ordering Information**

IWDM	Wavelength	Stage	Type	Pigtail Type	Fiber Type	Length	Connector
	T1550/R980 T1550/R1480	S= Single stage D = Dual Stage	F=Forward (Type 1) B=Backward( Type 2)	250=250um bare fiber 900=900um loose tube 3000=3mm loose tube	1=SMF-28e 4=HI1060	1= 1m	NE=None FA=FC/APC FC=FC/UPC SA=SC/APC SC=SC/UPC ST=ST/UPC LC=LC/UPC XX=Other